

PTH

PARIS TEXAS HARDWARE™



R-TEC AUTOMATION®
by Rowley®

Drapery Databook

R-TEC Automation® Slim Drapery Motor



Our NEW Slim Drapery Motor

Designed to install seamlessly behind the drapery panel, providing the ultimate integrated functionality without compromising the look of your window treatment.





R·TEC AUTOMATION®

R-TEC Automation® is a convenient, comfortable, lifestyle solution that integrates smart technology solutions allowing you to conveniently control window treatments throughout the home.

The R-TEC Automation® Hub and App integration allow window treatments to be controlled directly from a smartphone or integrated device while at home or away. As an alternative, remotes and wall switches allow for individual, group and all control for a customized solution with 1, 5 or 15 channel options.

R-TEC Slim Drapery Motor General Info, Features & Specs » 4-5

Motorized 1 3/8" Metal Traverse »

System Exploded View & Parts List	6-7
Product Specifications	8-10
Installation	11
Track Configurations	12
Finishes	13

R-TEC Automation® Heavy Duty Traverse »

System Exploded View & Parts List	14-15
Product Specifications	16-18
Installation	19
Track Configurations	19-20
Custom Track Options	21
Finishes	13, 21

R-TEC Smart Controls » 22-23

Slim Drapery Motor

This document presents the technical information for our R-TEC Automation® Slim Drapery Motor and related R-TEC Smart Controls. It provides detailed information to facilitate the specification of this motor solution and presents information regarding options for designer applications such as our Metal Traverse. Visit RowleyCompany.com for more information on the entire R-TEC Automation® product line of Motors, Power Sources, R-TEC Smart Controls and more.


Features



2-Way RF Communication



Adjustable Speed



Preferred Open / Close Limit Settings



Favorite Position



Obstruction Detection



Manual Override



Quiet Operation

Motor Specs

Item #	Voltage	Torque	Max. Run Time	Amps	Open / Close speed	Sound Level
RTMLDSS50	24 V DC	1.2 Nm	6 min.	1.3 A	5.5" (14 cm)/sec	44 dB

Motor Performance On Tracks

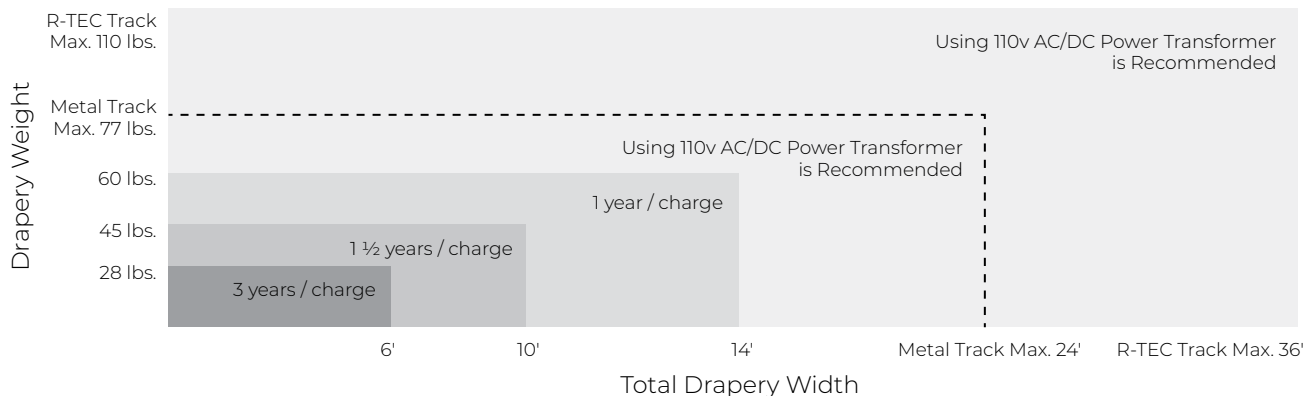
System	Max. Track Length	Max. Drapery Weight
R-TEC Automation® Track	19' Continuous; 36' Spliced	110 lbs.
Motorized 1 3/8" Metal Traverse	12' Continuous*; 24' Spliced	77 lbs.

*select finishes

Battery Life Per Charge

Battery life and lifespan will vary depending upon the size and weight of your window covering and how often you use it. Our Li-ion batteries are estimated to power 500 up/down cycles per charge. In optimal usage conditions (one up/down cycle per day), the battery charge should last between 12-18 months.

Note: Applying silicone spray may increase battery life per charge by as much as 50%.



Applications



Pinch Pleat



Ripplefold



Narrow Applications

Power Options



Li-ion Battery



110v AC/DC Power Transformer 10' or 20'



Optional: Solar Panel Battery Charger

R-TEC Smart Controls



Handheld Remotes
1, 5 or 15 Channel



Surface Mount Wall Switch
5 Channel



Wall Box Mount Switch
15 Channel



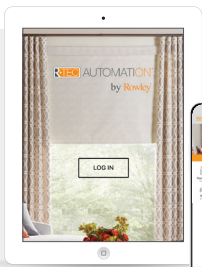
Wi-Fi to ARC Bridge Hub, 2-Way RF



Interior Sun Sensor



ARC USB Signal Repeater & Charger



The Hub and R-TEC Automation® App integration allow window treatments to be controlled directly from a smartphone or integrated device while at home or away. Available on the Apple® App Store or Google Play™.



1 3/8" Motorized Metal Traverse

11. Ainsley End Cap

5. Drive Pulley RTPTH138PK/ (Pulley Kit also includes Return Pulley)

6a. Pinch Pleat Pendant CP30

6b. Ripplefold Pendant R1002

7a. Pinch Pleat Glide CP40

7b. Ripplefold® Style Glide
R4060 60% fullness
R4080 80% fullness
R4100 100% fullness
R4120 120% fullness

8. Master Carrier Body RTPTH138MCB

4. Drive Belt Clip RTPTH138DBC

12. Push 5 Channel Handheld Remote with Wall Mount
RTMHR5C
4 3/4" H x 2" W x 3/8" D
Included in all systems, Range: 65', Off-White

1. Slim Drapery Motor RTMLDSS50 (cannot be top mounted)

2a. Li-ion Battery RTMLDSSB

2b. 110v AC/DC Power Transformer options available: 10' RTMDSSPT (plug included) or 20' RTMDSSPTCS (3 Conductor Male Plug RTMP not included)

Manual Override

Aesthetic »

- Easy to conceal behind drapery fabric.
- Electronic limit allows accurate preferred upper and lower settings
- Favorite position allows one additional position between upper and lower limit settings
- Motor starts and stops slowly and gently, maintaining the aesthetic of your drapery treatment



Flexible »

- Light touch start/stop function: Pulling the drapery gently triggers motor to run automatically
- Versatile master carrier reduces friction & is adaptable to various drapery types
- Adjustable drapery speed control
- Compatible with R-TEC Smart Controls on [pages 22 - 23](#)

Efficient »

- Manual override permits the drapery to be adjusted manually, making it ideal for power outages
- Obstruction detection: If the drapery motion is obstructed while motor is running, the drapery motor stops automatically to prevent any damage

See Retail Price List for more traverse system details, including diagrams & specifications for brackets.



Metal Systems include Ainsley End Caps, but are designed to work with all 1 3/8" Finials. Today's Traditional and Heritage Classics Finials require the use of the Transitional Cuff / Finial Adapter to work with Metal Traverse Systems.

Drive Pulley available left or right side mounting option with center draw

Finish »
Andiron



9b. Pinch Pleat Arm, One-Way Draw, Right or Left
RTPTH138PPOR or RTPTH138PPOL



9a. Pinch Pleat / Ripplefold Arms, Center Draw RTPTH138CD



9d. Butt Master Arm, One-Way Draw, Right or Left, Ripplefold only
RTPTH138OBR or RTPTH138OBL



9c. Butt Master Arms, Center Draw, Ripplefold only RTMDTCDB

Parts List »

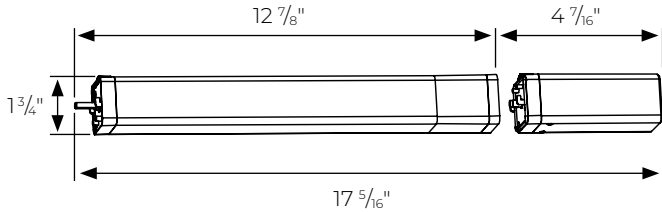
1. Slim Drapery Motor RTMLDSS50
2. Power Source:
 - a. Li-ion Battery RTMLDSSB (requires one of below):
 - Included: Wall Battery Charger RTMLDSSBC and USB Charger Cable 13' RTMLDSSUSB
 - Optional: Solar Panel Battery Charger with L-Bracket, Cables & Fastener RTMSOLAR2
 - b. 110v AC/DC Power Transformer (select from below):
 - Included: 10' (with plug RTMP) RTMDSSPT
 - Optional: 20' (plug RTMP not included; sold separately) RTMDSSPTCS
3. Drive Belt RTMDDB10
4. Drive Belt Clip RTPTH138DBC
5. Pulley Kit RTPTH138PK (includes Drive Pulley & Return Pulley)
6. Pendants (on Return Pulley for center draw systems only):
 - a. Pinch Pleat CP30
 - b. Ripplefold R1002
7. Glides:
 - a. Pinch Pleat CP40
 - b. Ripplefold
 - R4060/ - 60% fullness
 - R4080/ - 80% fullness
 - R4100/ - 100% fullness
 - R4120/ - 120% fullness
8. Master Carrier Body RTPTH138MCB
9. Master Carrier Arm(s):
 - a. Pinch Pleat / Ripplefold Master Carrier Arms, Center Draw, Pair RTPTH138CD
 - b. Pinch Pleat Master Carrier Arm, One-Way Draw, Right RTPTH138PPOR or Left RTPTH138PPOL
 - c. Ripplefold Butt Master Carrier Arms, Center Draw, Pair RTMDTCDB
 - d. Ripplefold Butt Master Carrier Arm, One-Way Draw, Right RTPTH138OBR or Left RTPTH138OBL
10. System Types in 6', 8' or 12"* Lengths (*in select finishes):
 - a. Single Wall 3 1/2" Projection
 - b. Single Wall 6" Projection
 - c. Double Wall 3" and 7 1/2" Projection
 - d. Single Ceiling 2 3/8" Drop
 - e. Double Ceiling 2 5/8" Drop
 - f. Single Low-Profile Ceiling 5/32" Drop
11. Ainsley End Caps included PO138AIEC or QS138AIEC; 1 3/8" Finials and Transitional Cuff / Finial Adapters sold separately
12. R-TEC Smart Controls: Custom Systems include a Push 5 Channel Handheld Remote with Wall Mount. Additional control options on [pages 22 - 23](#)



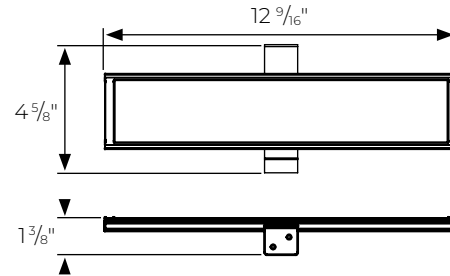
1 3/8" Motorized Metal Traverse Product Specs

Slim Drapery Motor & Power Option Dimensions

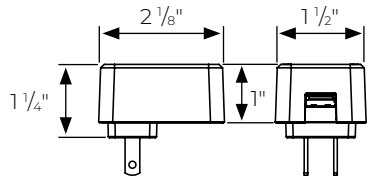
Slim Drapery Motor with Li-ion Battery
RTMLDSS50 with RTMLDSSB



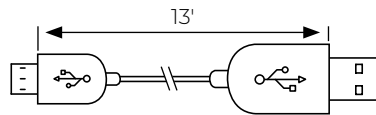
Solar Panel Battery Charger
RTMSOLAR2



Wall Battery Charger
RTMLDSSBC

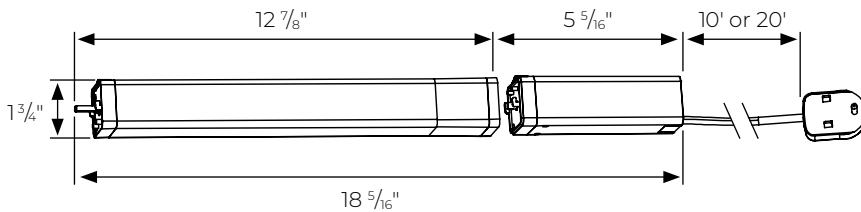


USB Charger Cable
RTMLDSSUSB



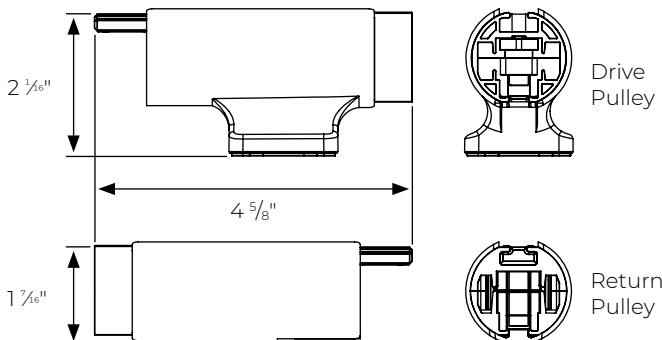
Slim Drapery Motor with 110v AC/DC Power Transformer

RTMLDSS50 with RTMDSSPT 10' (plug RTMP included) or RTMLDSS50 with RTMDSSPTCS 20' (plug RTMP not included)



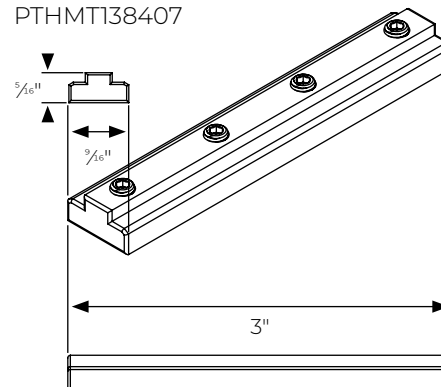
Pulley Kit Dimensions

Pulley Kit
RTPHT138PK



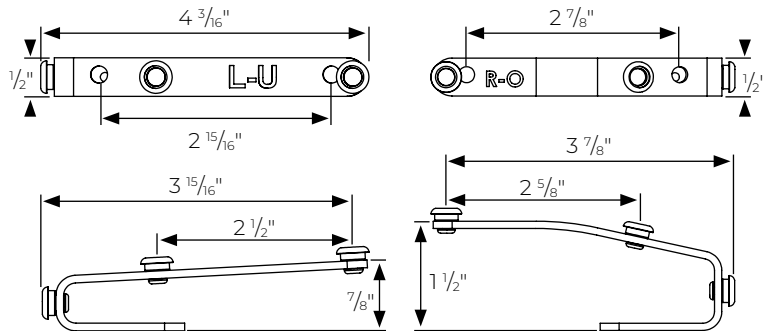
Splice Dimensions

Splice
PTHMT138407

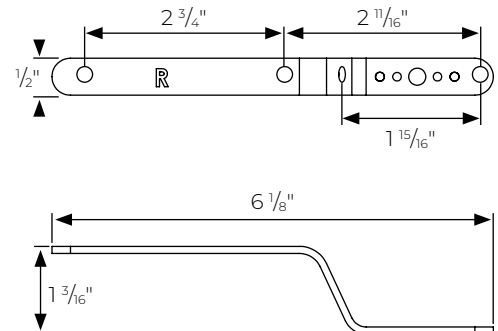


Master Carrier Arm Dimensions

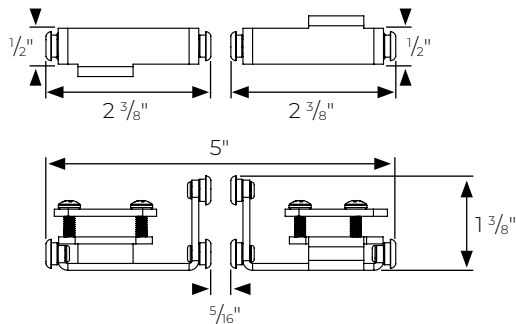
Pinch Pleat / Ripplefold Master Carrier Arms, Center Draw
 RTPTH138CD
 Quantity: 1 Overlap Arm & 1 Straight Arm per drapery track.
 Sold as a pair.



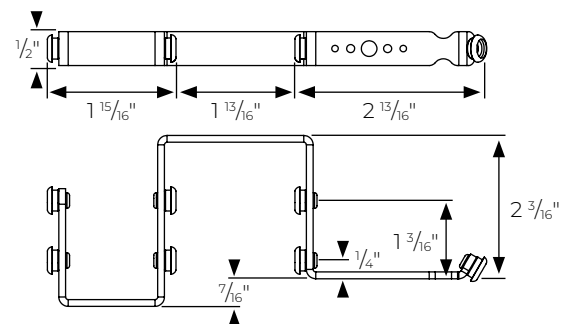
Pinch Pleat Master Carrier Arm, One-Way Draw
 Right - RTPTH138PPOR or Left - RTPTH138PPOL
 Quantity: 1 per drapery track.



Ripplefold Butt Master Carrier Arms, Center Draw
 RTMDTCDB
 Quantity: 2 per drapery track. Sold as a pair.




Ripplefold Butt Master Carrier Arm, One-Way Draw
 Right - RTPTH138OBR or Left - RTPTH138OBL
 Quantity: 1 per drapery track.




Glide Dimensions

Pinch Pleat Glide
 CP40
 Quantity: 3 glides per foot.

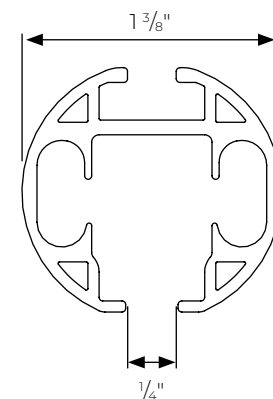


Ripplefold Glide
 Quantity: Depends on the desired fullness.
 R4120/ - 120% fullness - 1 7/8" spacing: 7 glides per foot.
 R4100/ - 100% fullness - 2 1/8" spacing: 6 glides per foot.
 R4080/ - 80% fullness - 2 3/8" spacing: 5 glides per foot.
 R4060/ - 60% fullness - 2 5/8" spacing: 4 glides per foot.



Track Dimensions

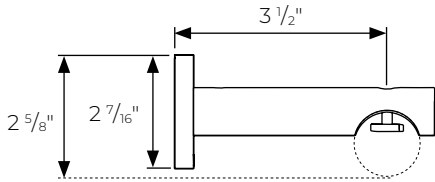
Motorized 1 3/8" Metal Track



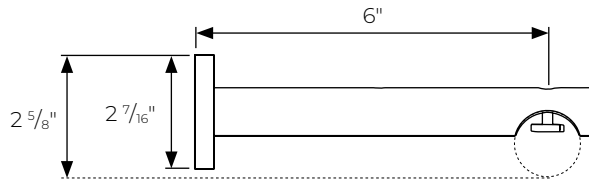
1 3/8" Motorized Metal Traverse Product Specs

Wall Bracket Dimensions

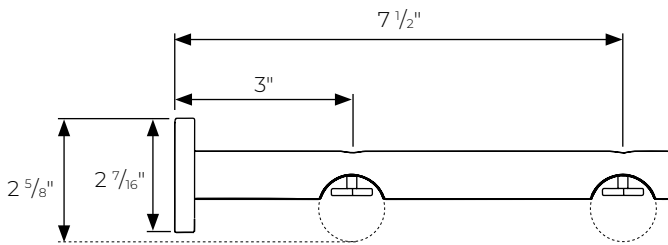
Metal Wall Mount Bracket
PTHMT138400



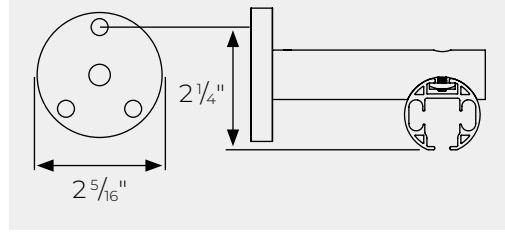
Metal Wall Mount Bracket
PTHMT138401



Metal Double Wall Mount Bracket
PTHMT138402

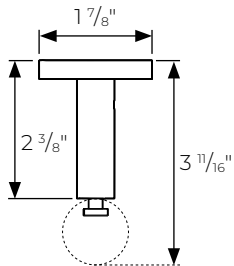


Metal Wall Mount Bracket
Mounting Plate

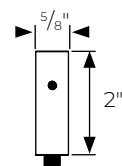


Ceiling Bracket Dimensions

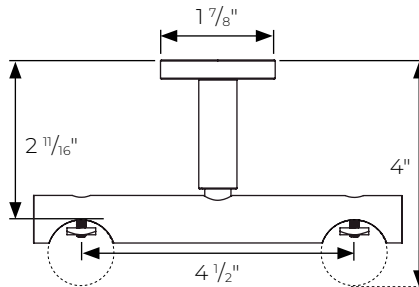
Metal Ceiling Bracket
PTHMT138403



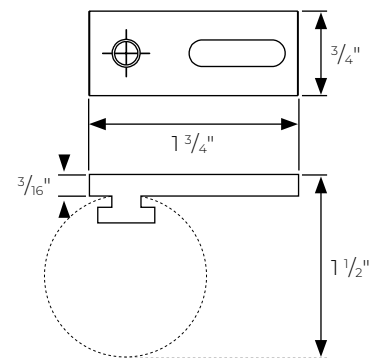
Metal Ceiling
Bracket Extender
PTHMT138405



Metal Double Ceiling Bracket
PTHMT138404



Metal Low Profile Ceiling
Bracket
PTHMT138406



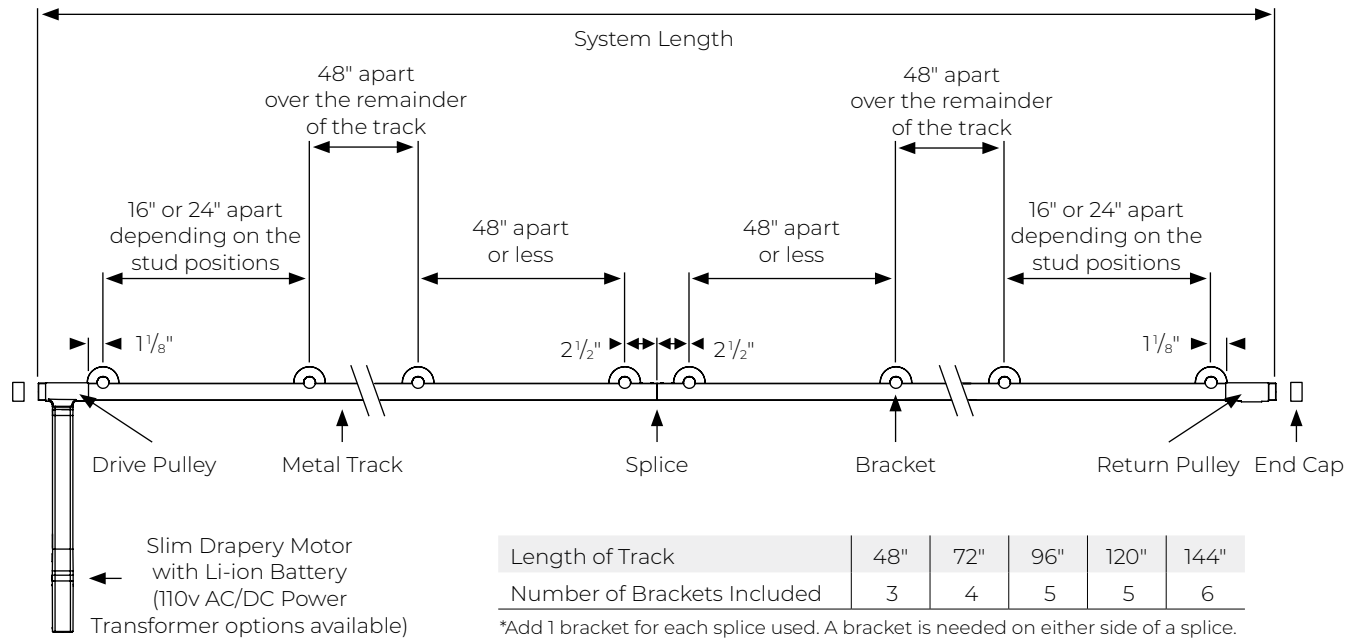
1 3/8" Motorized Metal Traverse Installation

Installation Instructions »
bit.ly/PTH-RTEC-Metal-Install



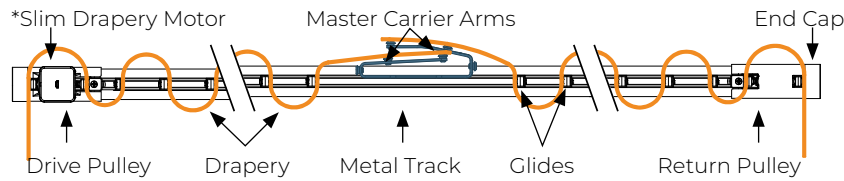
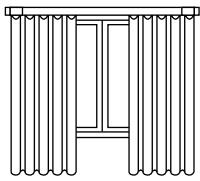
Bracket Mounting Recommendations

It's recommended to use 1 bracket beside each pulley and an adjacent bracket no more than 24" away. On the remaining part of the Metal Track, bracket-to-bracket distances should be no more than 48". Also, 1 bracket should be placed on each side of a splice if used.



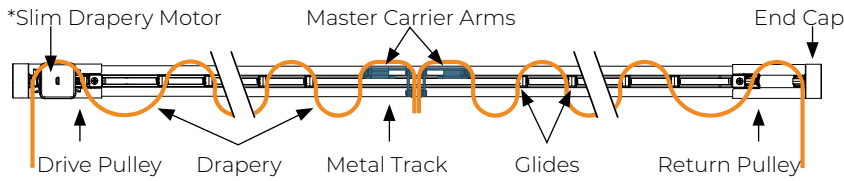
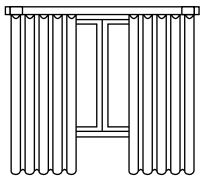
1 3/8" Motorized Metal Traverse Configurations

Ripplefold Center Draw



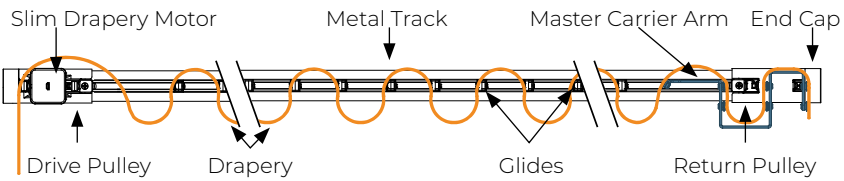
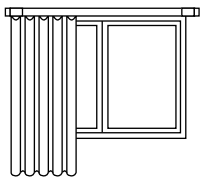
RTPH138CD

Ripplefold Butt Master Center Draw



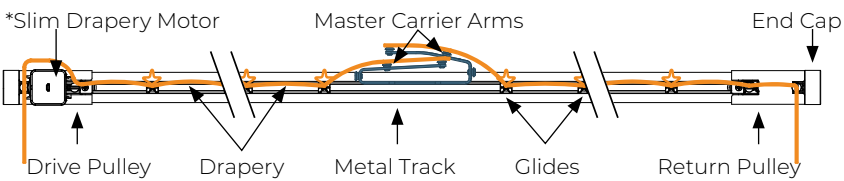
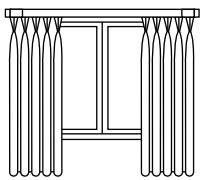
RTMDTCDB

Ripplefold Butt Master One-Way Draw



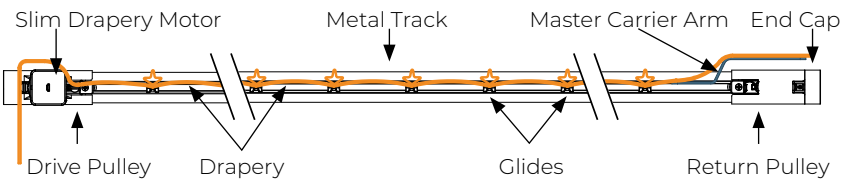
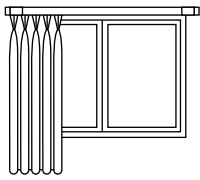
Right - RTPH138OBR
Left - RTPH138OBL

Pinch Pleat Center Draw



RTPH138CD

Pinch Pleat One-Way Draw



Right - RTPH138PPOR
Left - RTPH138PPOL

*Motor can be mounted on either end of track for Center Draw Draperies.

1 3/8" Motorized Metal Traverse Finishes

Portfolio Custom Hand Painted Finishes

ships in 10 - 15 business days



Stardust STA



Greige GRE



Luminous LU



Truffle TRU



Bronzed Pewter BP



Urban Bronze URB



Patina PAT



Blush BLU



Manor MA



Concrete CO



Couture COU



Amulet AM



Linen LIN



Java JA



Starlet ST



Antique Gold Leaf AGL
*Heavy Duty Traverse only.



Gossamer GOS



Antique Gold AG



New Age Bronze NAB



Firelight FL



Shimmer SH



Silver Maple SM



Andiron AND



Dark Chocolate DC



Art Bronze AB




Mystic MYS



Halo HA



Mink MK



Moonlight ML



Titanium TTM



Spicewood SPW



Barnwood BW



Spun Gold SPG



White WH



Black BL

Quick Ship Metal Finishes

ships in 10 - 15 business days



Brushed Nickel BN
up to 12' continuous



Satin Gold SG
up to 8' continuous



Rose Gold RGD
up to 8' continuous



Brushed Bronze BZ
up to 8' continuous



Charcoal Zinc CZ
up to 8' continuous



Matte Black MK
up to 12' continuous

PTH Perfect Match™ » thousands of Benjamin Moore® colors, see page 54 of the catalog.

Quick Ship Wood & Resin Finishes

See page 21

R-TEC Motorized Heavy Duty Traverse

Margot End Cap shown
Finials are sold separately.
1 3/8" or 2 1/4" Portfolio and Quick Ship Wood and Resin finials are compatible.

14. Smooth Fascia See page 74 of the catalog for available profiles and diameters

1. Slim Drapery Motor* RTMLDSS50 (can be top mounted)

5a. Drive Pulley RTMDSS50DP

6. R-TEC Track RTMDT/
continuous up to 19'

Fascia Mount Clip RTMDTFC

10. Master Carrier Body RTMDTMCB

8b. Ripplefold End Stop RTMDTRFES

8a. Pinch Pleat End Stop RTMDTPPES

7b. Ripplefold End Hook RTMDTRFEH

7a. Pinch Pleat End Hook RTMDTPPEH

9b. Ripplefold® Style Glide
R4060 60%
R4080 80%
R4100 100%
R4120 120%

9a. Pinch Pleat Glide CP40

11a. Overlap Arms, Center Draw, Pinch Pleat / Ripplefold RTMDTCD

11e. Tandem option RTMDTCDTAN

11c. Butt Master Arms, Center Draw, Ripplefold only RTMDTCDDB

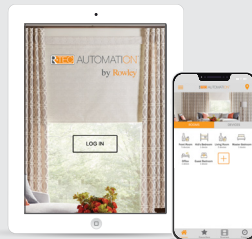


Manual Override



13. Push 5 Channel Handheld Remote with Wall Mount

RTMHR5C
4 3/4" H x 2" W x 3/8" D
Included in all systems
Range: 65'
Off-White



R-TEC Automation® App

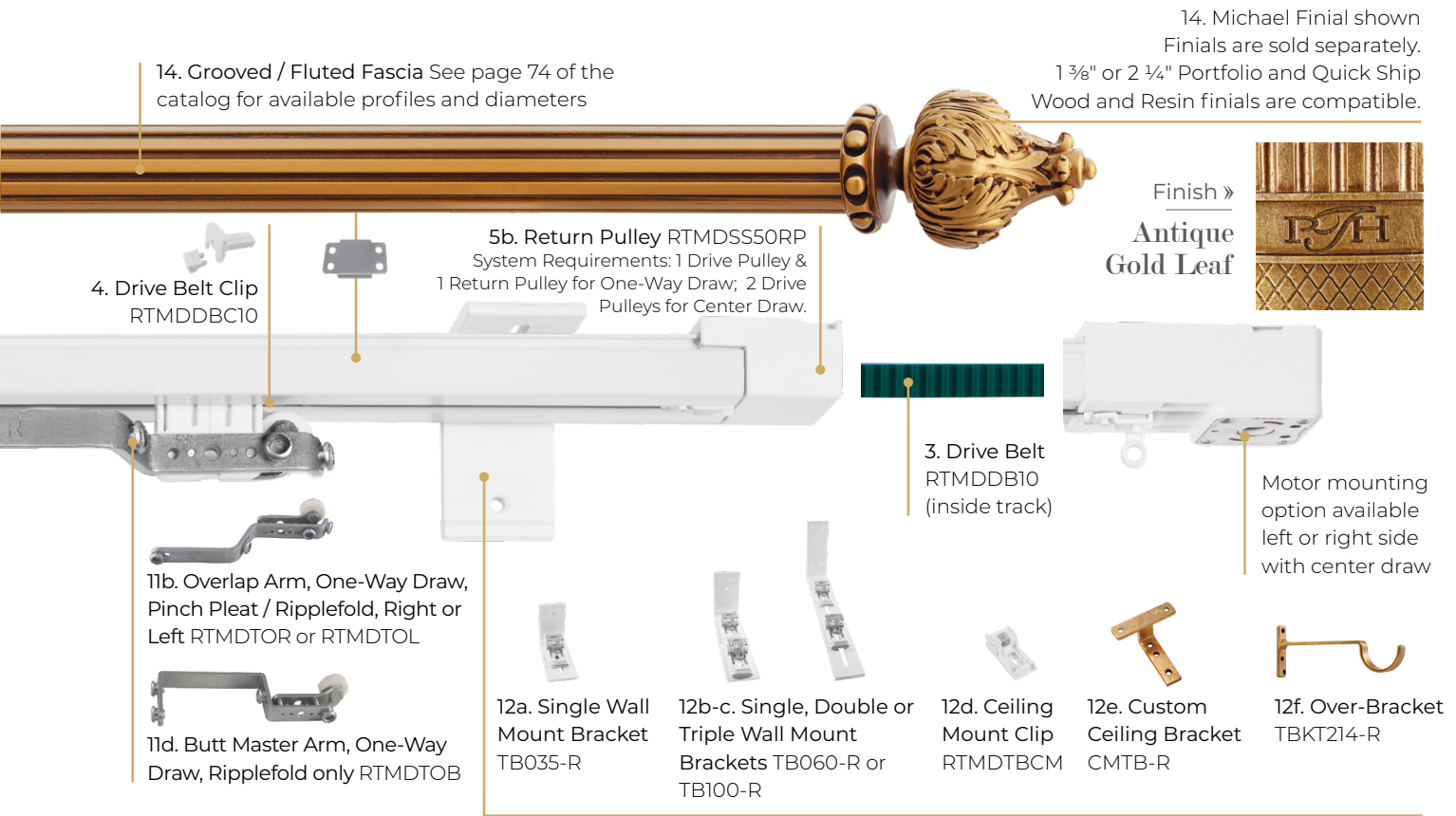
Our App enables simple, intuitive control and system configuration from your smartphone or tablet.



2a. Li-ion Battery RTMLDSSB

2b. 110v AC/DC Power Transformer options available:
10' RTMDSSPT (plug included) or 20' RTMDSSPTCS (3 Conductor Male Plug RTMP not included)

*Tandem alternative option: see page 21 for details.



14. Michael Finial shown
Finials are sold separately.
1 3/8" or 2 1/4" Portfolio and Quick Ship
Wood and Resin finials are compatible.

Finish »
**Antique
Gold Leaf**



Motor mounting
option available
left or right side
with center draw

Parts List »

1. Slim Drapery Motor RTMLDSS50
2. Power Source:
 - a. Li-ion Battery RTMLDSSB (requires one of below):
 - Included: Wall Battery Charger RTMLDSSBC and USB Charger Cable 13' RTMLDSSUSB
 - Optional: Solar Panel Battery Charger with L-Bracket, Cables & Fastener RTMSOLAR2
 - b. 110v AC/DC Power Transformer (select from below):
 - Included: 10' (with plug RTMP) RTMDSSPT
 - Optional: 20' (plug RTMP not included; sold separately) RTMDSSPTCS
3. Drive Belt RTMDDDB10
4. Drive Belt Clip RTMDDBC10
5. Pulleys:
 - a. Drive Pulley RTMDSS50DP
 - b. Return Pulley RTMDSS50RP
6. R-TEC Automation® Track in 8', 12', 16' or 19' Lengths
7. End Hook:
 - a. Pinch Pleat RTMDTPPEH
 - b. Ripplefold RTMDTRFEH
8. End Stop:
 - a. Pinch Pleat RTMDTPPES
 - b. Ripplefold RTMDTRFES
9. Glides:
 - a. Pinch Pleat CP40
 - b. Ripplefold
 - R4060/ - 60% fullness
 - R4080/ - 80% fullness
 - R4100/ - 100% fullness
 - R4120/ - 120% fullness
10. Master Carrier Body RTMDTMCB
11. Master Carrier Arm(s):
 - a. Universal master carrier arms, center draw, pair RTMDTCD
 - b. Universal master carrier arm, one-way draw, right RTMDTOR or left RTMDTOL
 - c. Ripplefold Butt Master carrier arms, center draw, pair RTMDTCDB
 - d. Ripplefold Butt Master carrier arm, one-way draw, right or left RTMDTOB
 - e. Universal tandem master carrier arms, center draw, pair RTMDTCDTAN (see page 21 for more details)
12. Brackets:
 - a. Single Wall 3 1/2" - 4 1/2" Proj. TB035
 - b. Single or Double Wall 2 1/2" - 3 1/2" Rear Proj. 5 1/2" - 6 1/4" Front Proj. TB060
 - c. Single or Double Wall 3 1/2" - 11" Proj. TB100
 - d. Ceiling Mount Clip RTMDTBCM
 - e. Custom Ceiling Bracket CMTB-R
 - f. Over-Bracket TBKT214-R
13. R-TEC Smart Controls: Custom systems include a Push 5 Channel Handheld Remote with Wall Mount. Additional control options on pages 22 - 23
14. Select your Traverse Fascias and Finials



For more details on how to order, see the price list.

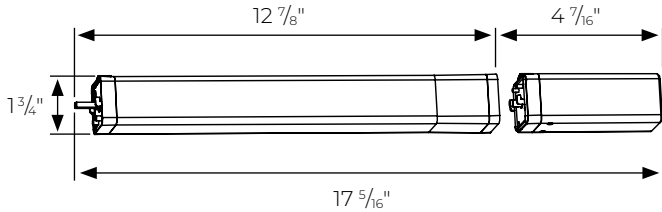
Download the order form »
bit.ly/PTH-RTEC-HD-OF



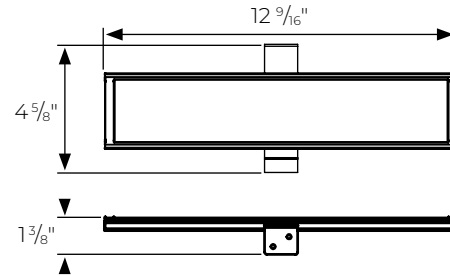
R-TEC Motorized Heavy Duty Traverse Product Specs

Slim Drapery Motor & Power Option Dimensions

Slim Drapery Motor with Li-ion Battery
RTMLDSS50 with RTMLDSSB

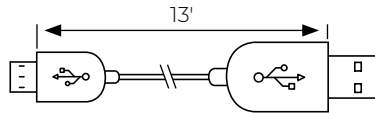
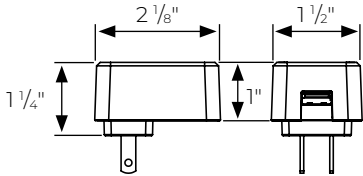


Solar Panel Battery Charger
RTMSOLAR2

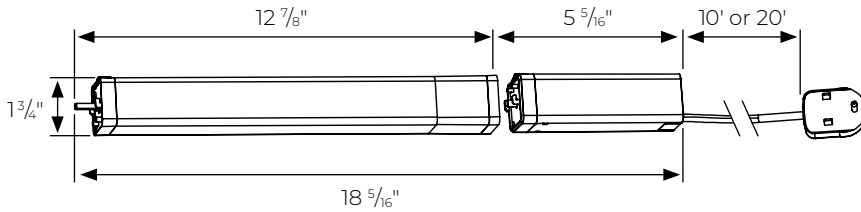


Wall Battery Charger
RTMLDSSBC

USB Charger Cable
RTMLDSSUSB

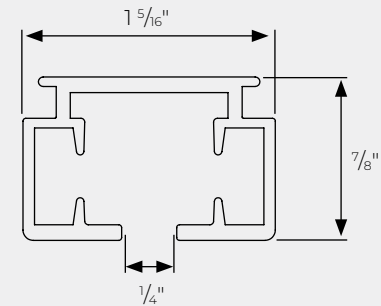


Slim Drapery Motor with 110v AC/DC Power Transformer
RTMLDSS50 with RTMDSSPT 10' (plug RTMP included) or RTMLDSS50 with RTMDSSPTCS 20' (plug RTMP not included)



Track Dimensions

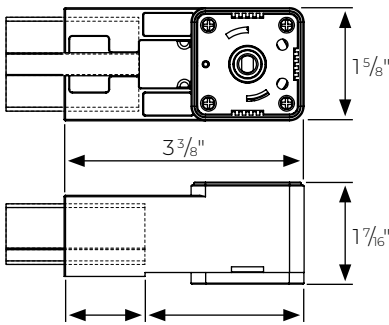
R-TEC Automation® Track



Pulley Dimensions

Drive Pulley
RTMDSS50DP

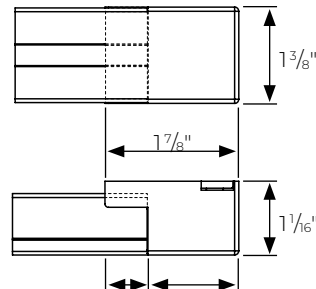
Quantity: 1 Drive Pulley & 1 Return Pulley for One-Way Draw;
2 Drive Pulleys for Center Draw.



Track Depth 1 1/16" +2 5/16" Add to track length for assembly overall length.

Return Pulley
RTMDSS50RP

Quantity: 1 Drive Pulley & 1 Return Pulley for One-Way Draw.



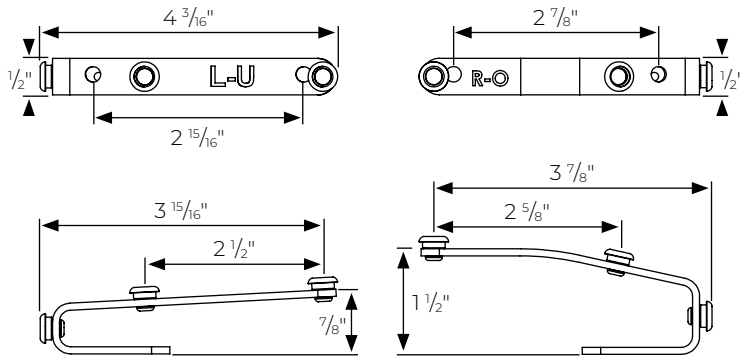
Track Depth 5/8" +1 1/4" Add to track length for assembly overall length.

Master Carrier Arm Dimensions

Universal Master Carrier Arms, Center Draw

RTMDCD

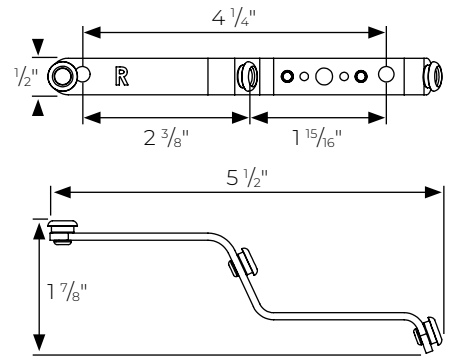
Quantity: 1 Overlap Arm & 1 Straight Arm per drapery track. Sold as a pair.



Universal Master Carrier Arm, One-Way Draw

Right - RTMDTOR or Left - RTMDTOL

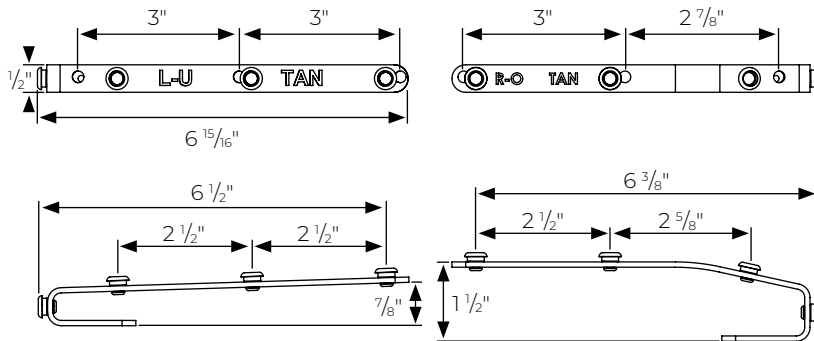
Quantity: 1 per drapery track.



Universal Tandem Master Carrier Arms, Center Draw (see page 21 for details)

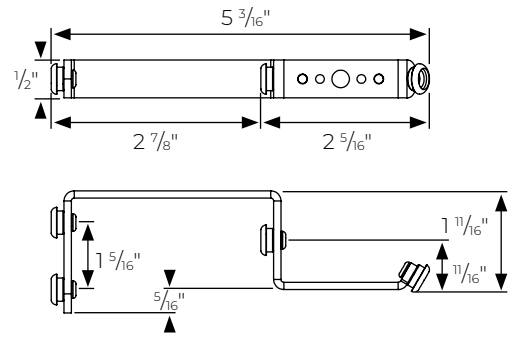
RTMDCDTAN

Quantity: 1 Overlap Arm & 1 Straight Arm per tandem system. Sold as a pair.



Ripplefold Butt Master Carrier Arm, One-Way Draw, Right or Left - RTMDTOB

Quantity: 1 per drapery track.

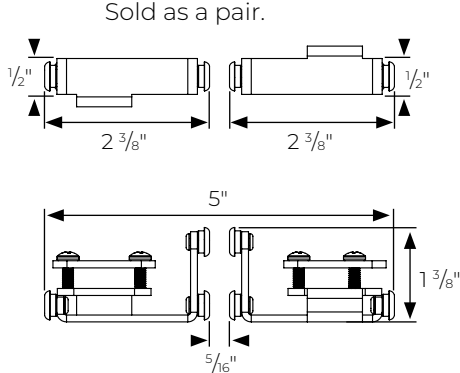


Ripplefold Butt Master Carrier Arms, Center Draw

RTMDCDB

Quantity: 2 per drapery track.

Sold as a pair.




Glide Dimensions

Pinch Pleat Glide

CP40

Quantity: 3 glides per foot.



Ripplefold Glide


Quantity: Depends on the desired fullness.

R4120/ - 120% fullness - 1 7/8" spacing: 7 glides per foot.

R4100/ - 100% fullness - 2 1/8" spacing: 6 glides per foot.

R4080/ - 80% fullness - 2 3/8" spacing: 5 glides per foot.

R4060/ - 60% fullness - 2 5/8" spacing: 4 glides per foot.

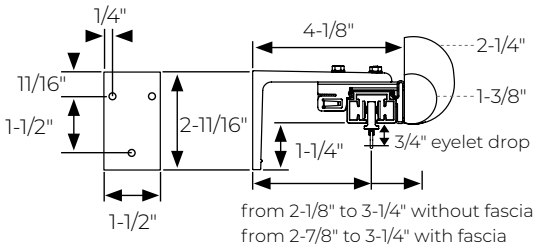


R-TEC Motorized HD Traverse Product Specs

Wall Bracket Dimensions

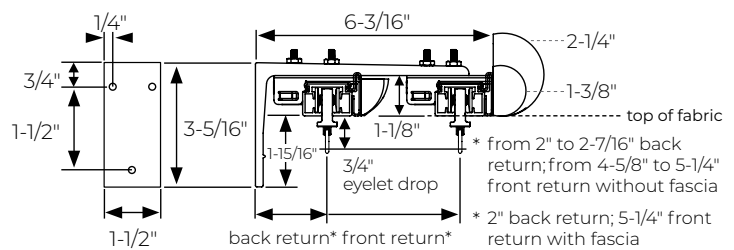
Single Wall Mount Bracket

TB035-R *Ceiling clip included.



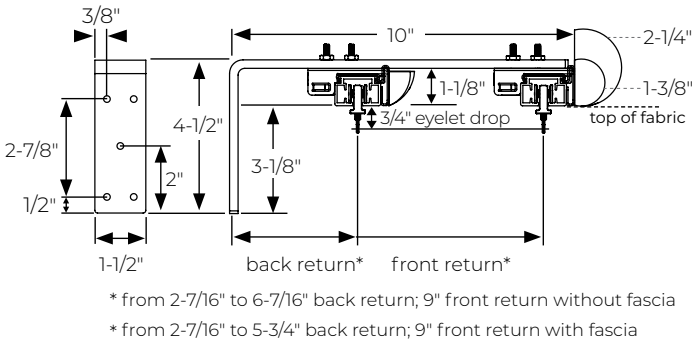
Single or Double Wall Mount Bracket

TB060-R *Ceiling clips included.



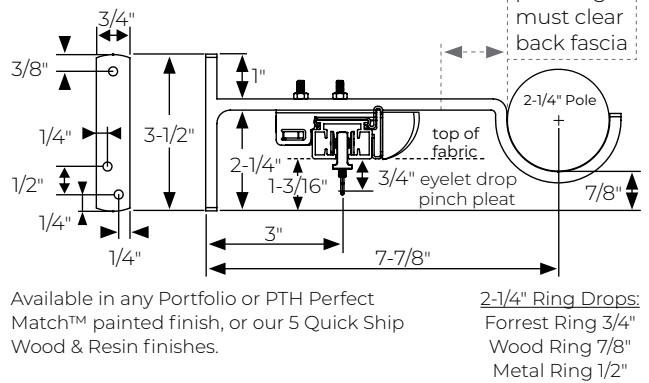
Single or Double Wall Mount Bracket

TB100-R *Ceiling clips included.



R-TEC Custom Traverse Bracket

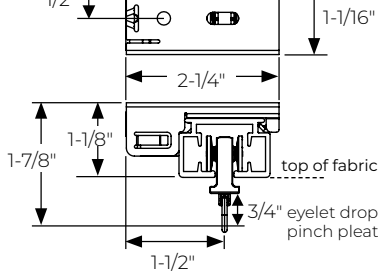
TBKT214-R *Ceiling clip included.



Ceiling Bracket Dimensions

Ceiling Mount Clip for R-TEC Automation® Track

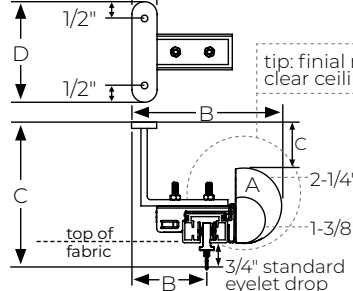
RTMDTBCM



Please note:
Ceiling Bracket will not accommodate fascia and finials.

R-TEC Custom Traverse Ceiling Bracket

CMTB-R



Available in any Portfolio or PTH Perfect Match™ painted finish, or our 5 Quick Ship Wood & Resin finishes.

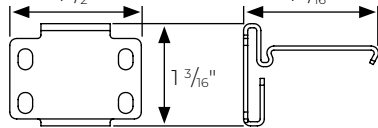
When ordering, specify:

- A. Fascia diameter and profile.
- B. Projection to carrier and/or to front of fascia.
- C. Drop from ceiling to carrier eyelet and/or from ceiling to top of fascia (tip: finial must clear ceiling).
- D. Width of mounting plate if longer than 2 3/4".

Fascia Clip Dimensions

Fascia Mount Clip for R-TEC Automation® Track

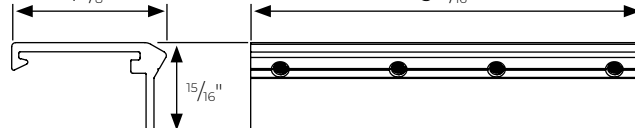
RTMDTFC



Splice Dimensions

Track Splice for R-TEC Automation® Track

RTMDTS



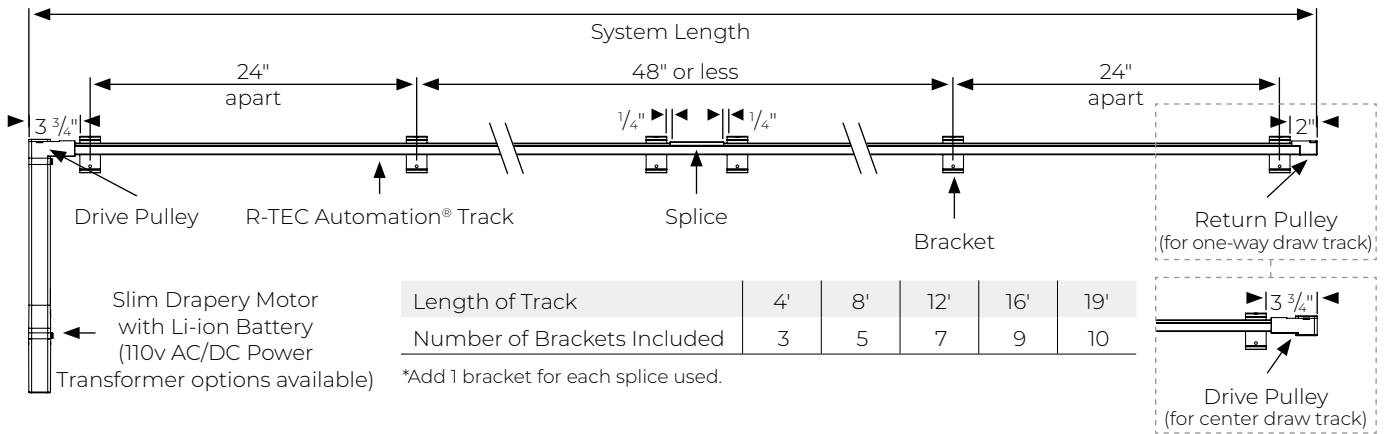
R-TEC Motorized Heavy Duty Traverse Installation

Installation Instructions » bit.ly/PTH-RTEC-HD-Install



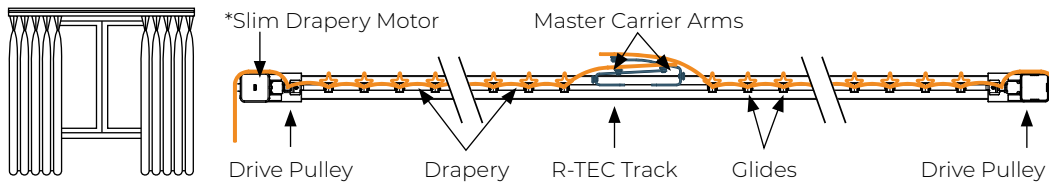
Bracket Mounting Recommendations

It's recommended to use 1 bracket beside each pulley. On the remaining part of the R-TEC Automation® Track, bracket-to-bracket distances should be no more than 24". Also, 1 bracket should be placed on each side of a splice if used.

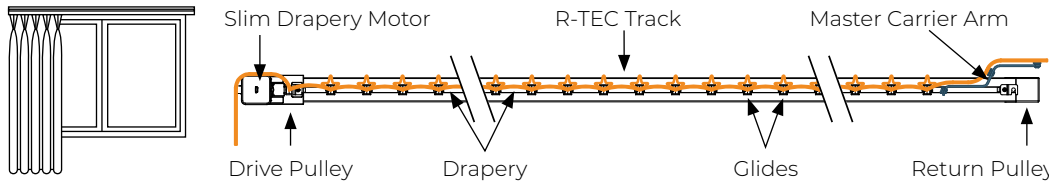


R-TEC Motorized Heavy Duty Configurations

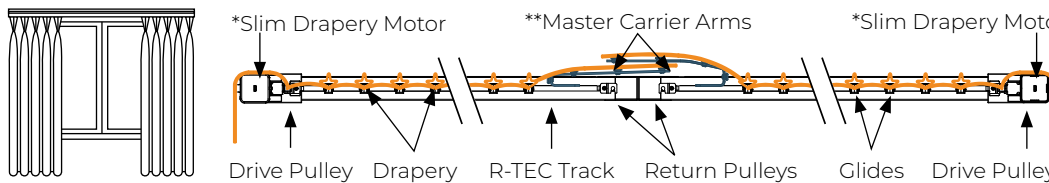
Pinch Pleat Center Draw



Pinch Pleat One-Way Draw



Pinch Pleat Tandem Alternative with Two Motors for Large Draperies - see page 21 for more details.

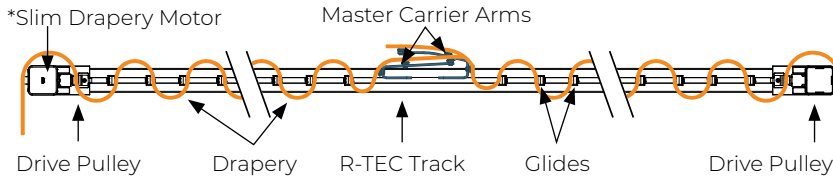
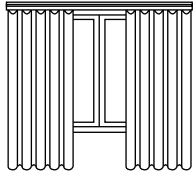


**Tandem Center Draw Arms recommended for pinch pleat draperies using two motors.

*Motor can be mounted on either end of track for Center Draw Draperies. Tandem Alternative requires two motors.

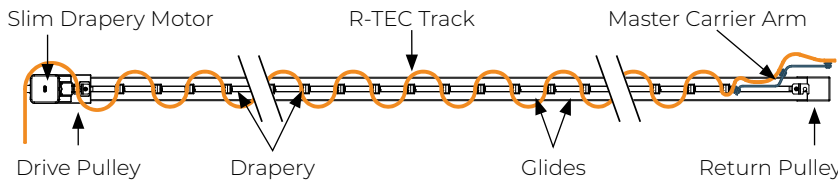
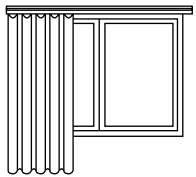
R-TEC Motorized Heavy Duty Traverse Configurations

Ripplefold Center Draw



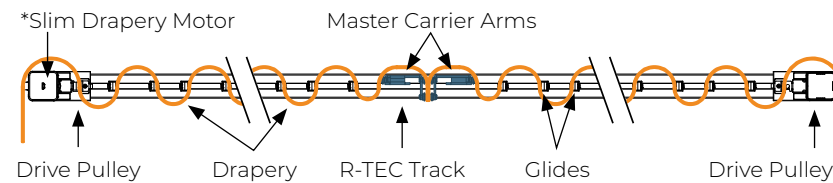
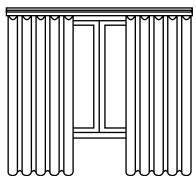
RTMDTCD

Ripplefold One-Way Draw



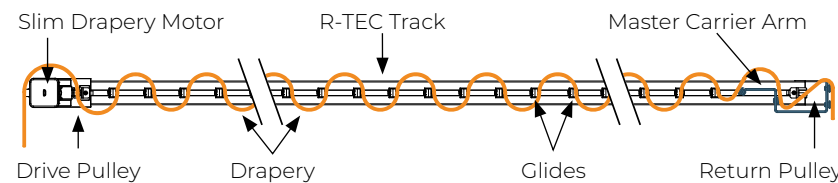
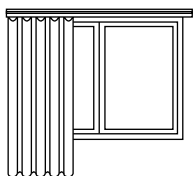
Right - RTMDTOR
Left - RTMDTOL

Ripplefold Butt Master Center Draw



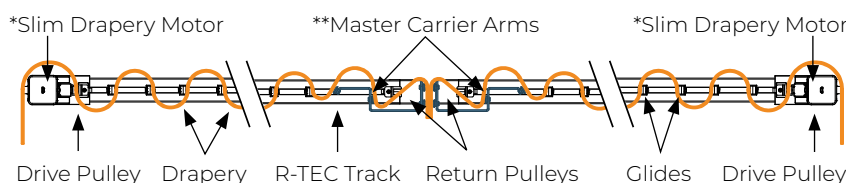
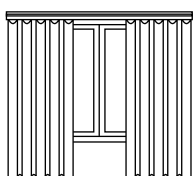
RTMDTCDB

Ripplefold Butt Master One-Way Draw



Right or Left - RTMDTOB

Ripplefold Tandem alternative with Two Motors for Large Draperies - see page 21 for more details.



Right or Left - RTMDTOB

**Butt Master One-Way Draw Arms recommended for Ripplefold draperies using two motors; also available with Butt Master Center Draw Arms.

*Motor can be mounted on either end of track for Center Draw Draperies. Tandem Alternative requires two motors.

R-TEC Motorized Heavy Duty Traverse Custom Options

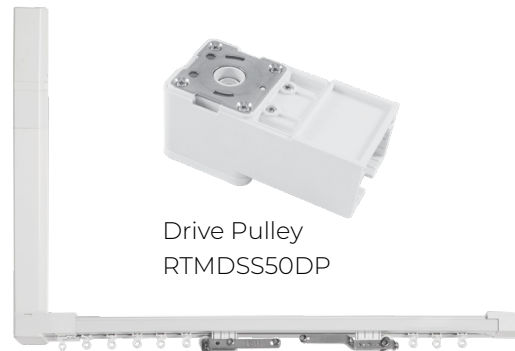
Tandem Alternative

Tandem alternative ARC™ motorized systems utilize two drapery motors and are used for draperies that exceed the maximum single motor capacity, available in center draw only. Use Tandem Center Draw Overlap Arms RTMDTCDTAN (for pinch pleat or ripplefold draperies) or two Butt Master One-Way Draw Arms RTMDTOB (for ripplefold draperies only).



Top Mount

Drapery motors can be installed above the drapery track based on your project. This option provides the ability to conceal the motor in a drop ceiling or under a valance. Our Drive Pulley gives you this option by using the motor cover on the bottom for a top mount.



Drive Pulley
RTMDSS50DP

R-TEC Motorized Heavy Duty Traverse Finishes *ships in 10 - 15 business days*

Portfolio Custom Hand Painted Finishes

See page 13

Quick Ship Wood & Resin Finishes



Platinum PL



Rose Gold RG



Antique Brass AB



Walnut WAL



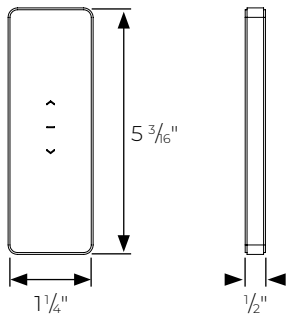
Oil Rubbed Bronze ORB

PTH Perfect Match™ » thousands of Benjamin Moore® colors, see page 54 of the catalog.

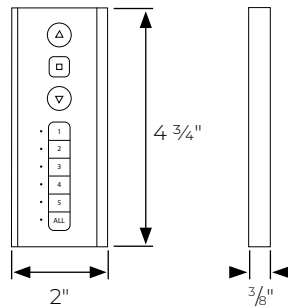
R-TEC Smart Controls

Handheld Remotes with Wall Mounts

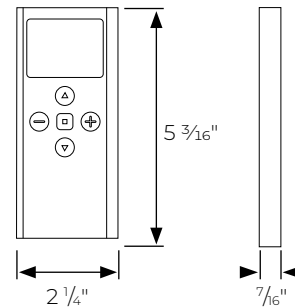
1 Channel Remote
Range: 65'
RTMHRIC



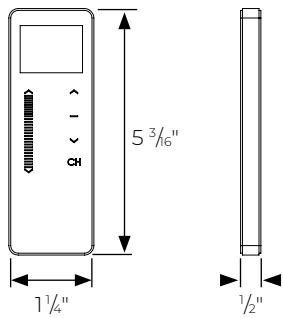
Push 5 Channel Remote
Range: 65'
RTMHR5C



Push 15 Channel Remote
Range: 65'
RTMHRP15C or /K

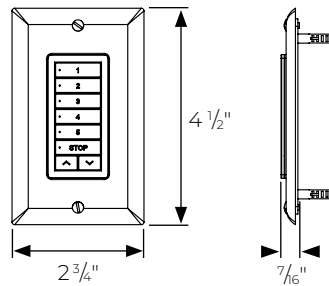


15 Channel Remote
Range: 65'
RTMHR15C

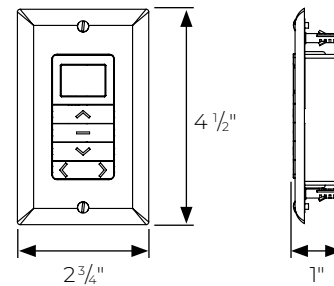


Wall Switches

5 Channel Surface Mount
Wall Switch
Range: 65'
RTMWSR5C

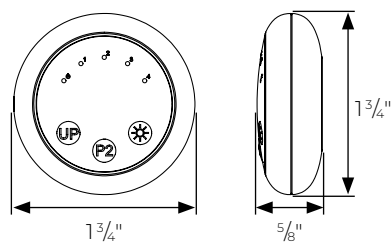


15 Channel Wall Box Mount Switch
Range: 65'
RTMWSR15C



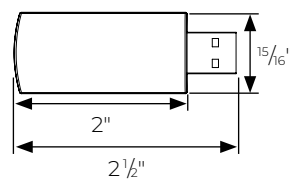
Sun Sensor

Interior Sun Sensor
Range: 65'
RTMISS

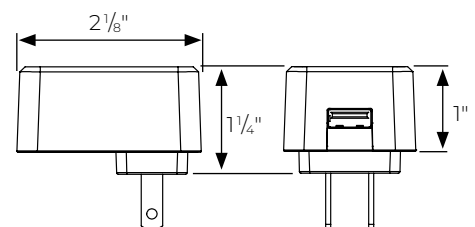


Signal Repeater

ARC USB Signal Repeater
Extends the wireless range of the
R-TEC Hub and Remotes up to 60'
Maximum 2 per system or network
RTMUSR




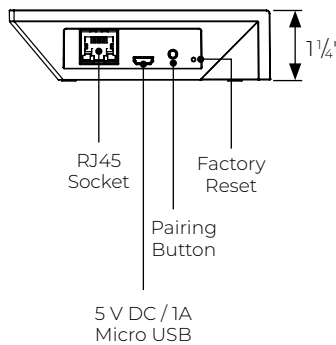
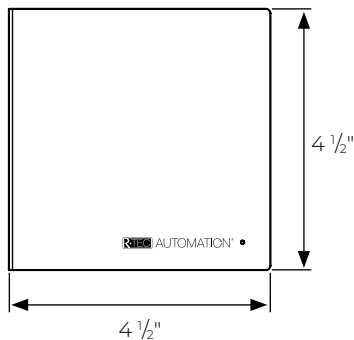
Wall Charger for USB Signal Repeater
RTMLWCW



R-TEC Automation® Hub & App Capabilities

The R-TEC Automation® Hub and App integration allow window treatments to be controlled directly from a smartphone or integrated device while at home or away. Now available in the Apple® App Store or Google Play™, search for Rowley to find and download the new R-TEC Automation® App. As an alternative, remotes and wall switches allow for individual, group and all control for a customized solution with 1, 5 or 15 channel options.

R-TEC Hub with 2-Way RF | Range: 60'
 The R-TEC Hub provides the heartbeat of the R-TEC Automation® experience. With Wi-Fi built in, simply plug in where convenient and connect to the local network.
 RTMHUB2



Our R-TEC Automation® App enables simple, intuitive control and system configuration from your smartphone or tablet. Compatible with R-TEC Hub.



GET IT ON
Google Play



Download on the
App Store

Compatible Systems - not sold by Rowley

Apple HomeKit
 Simply set up the R-TEC Hub and App then instruct Siri to control your window treatments, with your voice, via a variety of Apple devices.



Amazon Alexa
 Conveniently ask Alexa to open and close your window treatments with the power of your voice.



Google Home
 Gives you control via a simple voice command. Use your Google phone for on-the-go control.



IFTTT - If This Then That
 A free online tool that connects services to create new experiences, such as weather apps, offering the ability to detect sunrise for opening window treatments.

IFTTT

R-TEC Automation® is a convenient, comfortable, lifestyle solution that integrates smart technology solutions allowing you to conveniently control window treatments throughout the home.

The R-TEC Automation® Hub and App integration allow window treatments to be controlled directly from a smartphone or integrated device while at home or away. As an alternative, remotes and wall switches allow for individual, group and all control for a customized solution with 1, 5 or 15 channel options.

Customer Service Hours »

Monday - Friday 8am - 6pm ET

PHONE: 866.985.3423 | FAX: 800.554.0407

EMAIL: RTECAutomation@RowleyCompany.com

R-TEC Automation® Drapery Hardware Systems ship within 10 - 15 business days.

